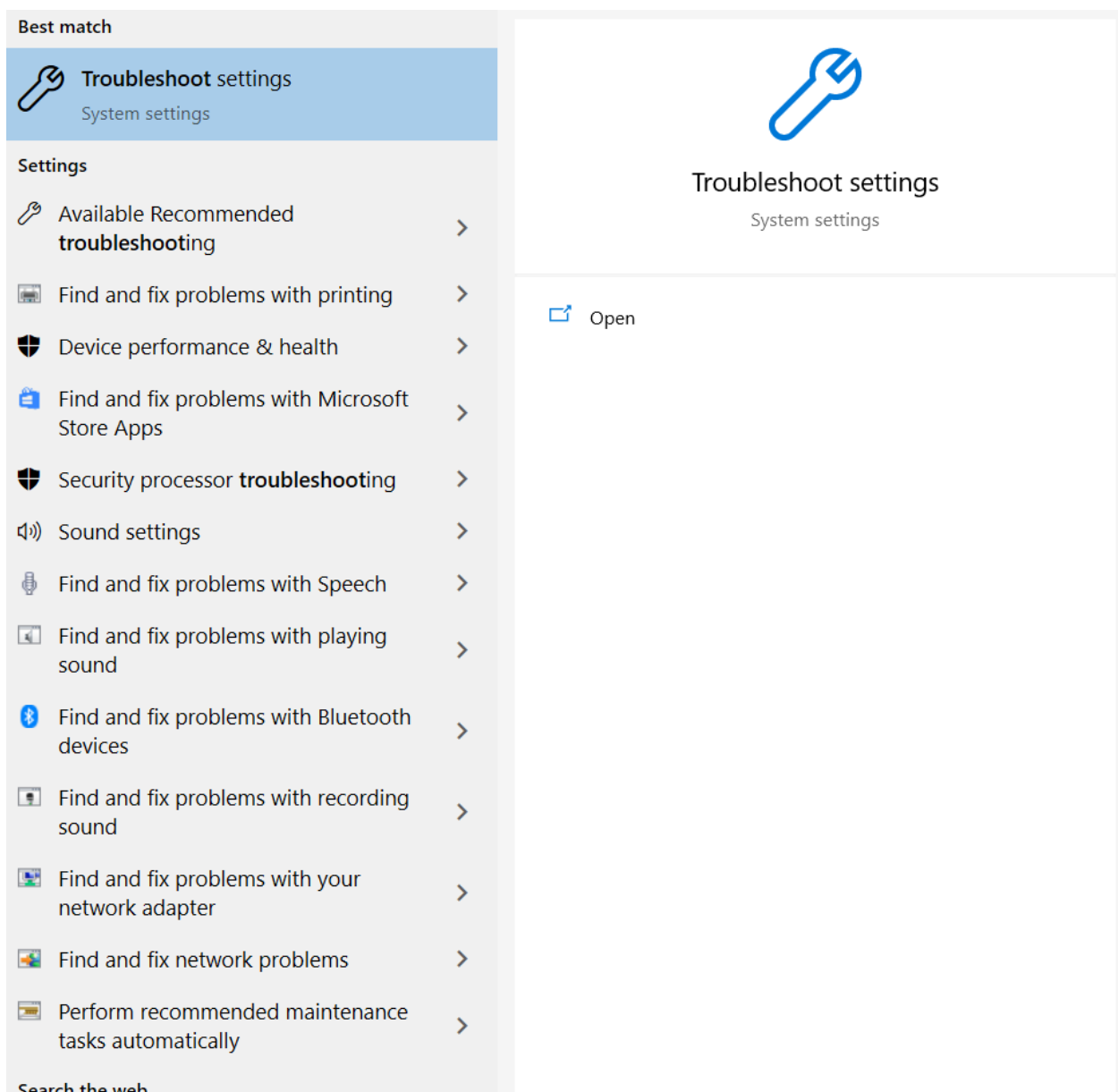


Troubleshooting in Windows 10

[Click here for Windows 11](#)

Windows 10 contains many troubleshooting apps that you can easily run to diagnose and repair your PC and, depending on what is found, these offer automatic repairs or manual suggestions.

You can quickly get to the troubleshooters by entering “Troubleshoot” in the Windows Search box (on the task bar at the bottom left of the windows screen). This menu will pop up (Figure 1). Click on the item that is giving you trouble. The troubleshooter might display the problem and a solution.



Otherwise, go to **Settings/Update & Security/Troubleshoot**. If your problem does not appear, click on **Additional troubleshooters**. (Figure 2).



The most common troubleshooters are listed.

If your problem is not there, read on. All is not lost...

The complete Windows troubleshooting list is only available through Control Panel. To get to Control panel in Windows 10 you must write 'control panel' in the Windows Search box (on the left on the Task Bar) and click 'Enter'. This gives Figure 3.

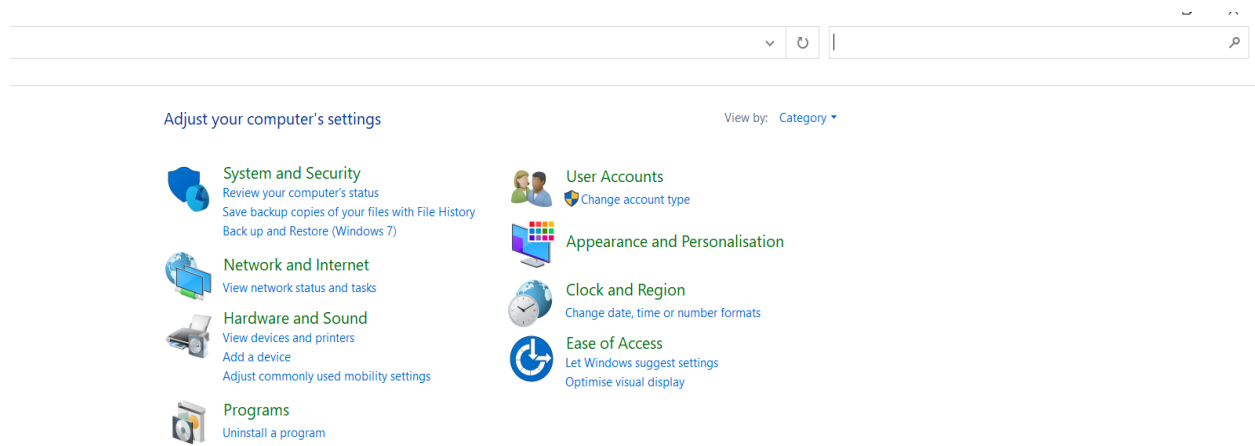
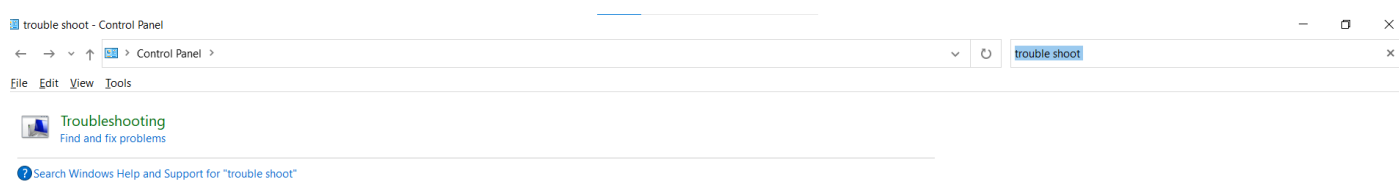


Figure 3

If “Troubleshooting” is not listed, search in the Search bar on the top right of the panel. This gives



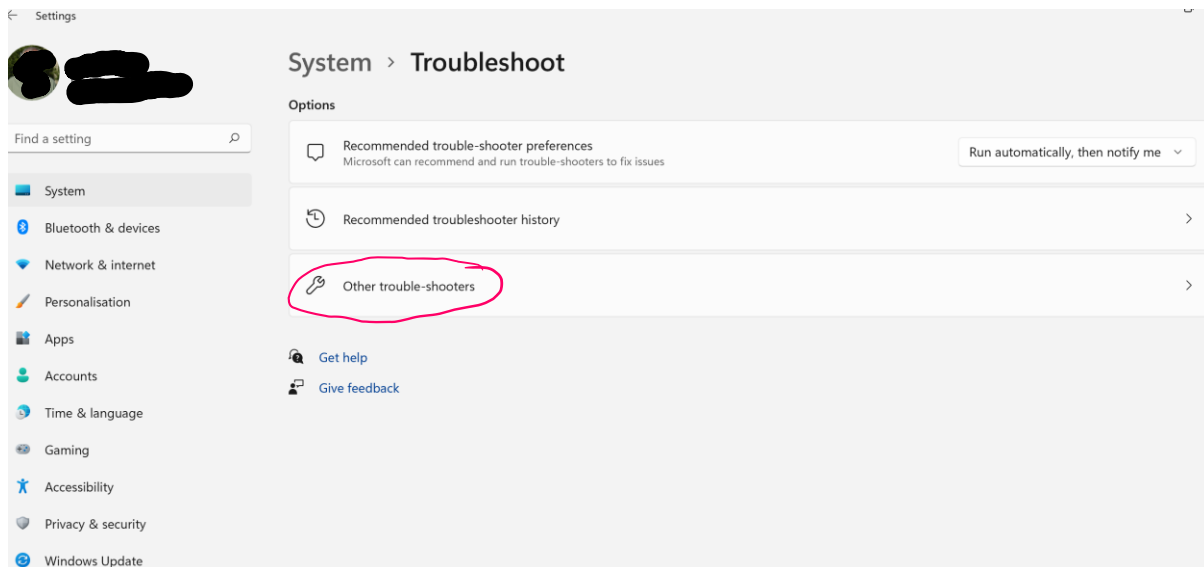
Click “Troubleshooting” (Figure 4), then click down through the category you need and hopefully find and cure your problem.

If this routine does not solve your computer problem, then do not despair. Your dedicated U3A computer help team will do their utmost to help you. Help is available through the IT Support Team at computerhelp.iu3a@gmail.com or come to a Computer Help session as listed on the IT Help Page (via Zoom at the present time).

WINDOWS 11

Troubleshooting is similar in Windows 11, but looks a bit different.

Open “Settings”, on the “System” page click “Troubleshoot”



If there are no problems listed and you want to check further, click on “Other trouble shooters” (ringed). This gives a list of individual troubleshooters and you can go down the list and click “Run” on any that you feel needs checking.

If this routine does not solve your computer problem, then do not despair. Your dedicated U3A computer help team will do their utmost to help you. Help is available through the IT Support Team at computerhelp.iu3a@gmail.com or come to a Computer Help session as listed on the IT Help Page (via Zoom at the present time).